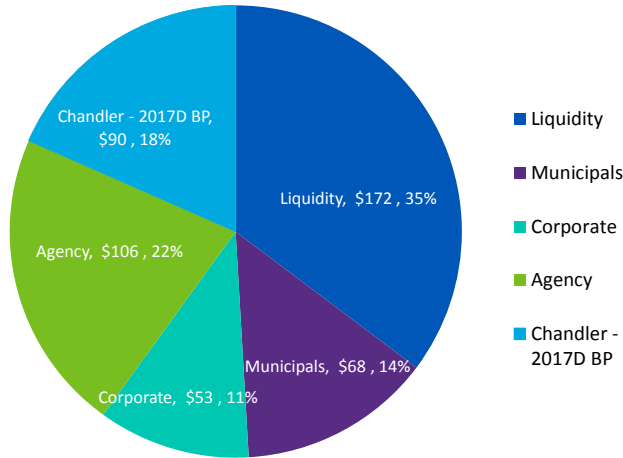
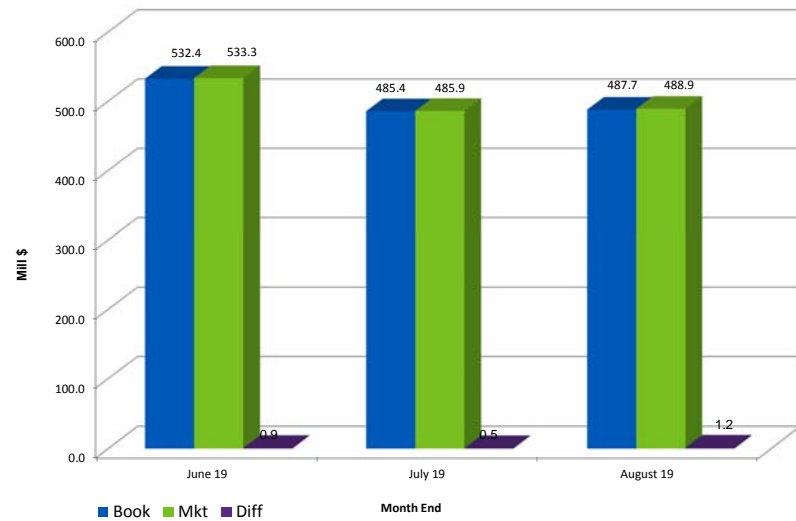


**District Portfolio - Investment Types  
August 2019 (\$488.9 Million)**

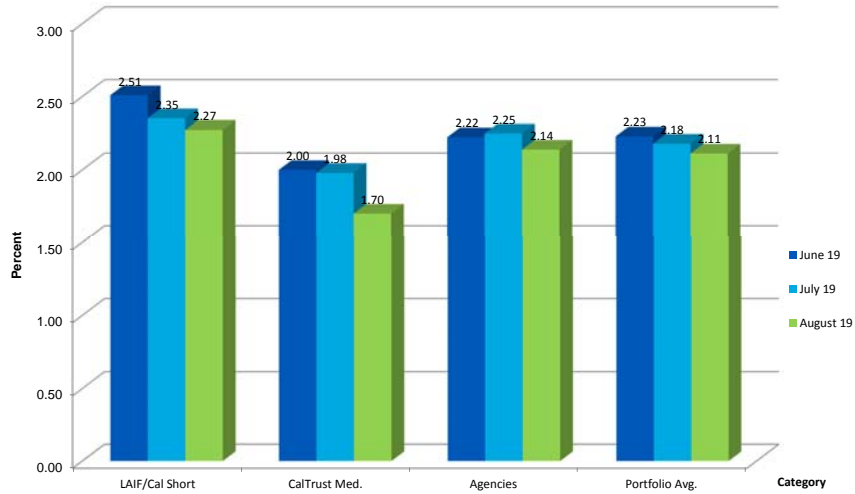


\* Liquidity includes LAIF, CalTrust, money market funds, and cash.

**Portfolio Valuation- Book and Market Value**

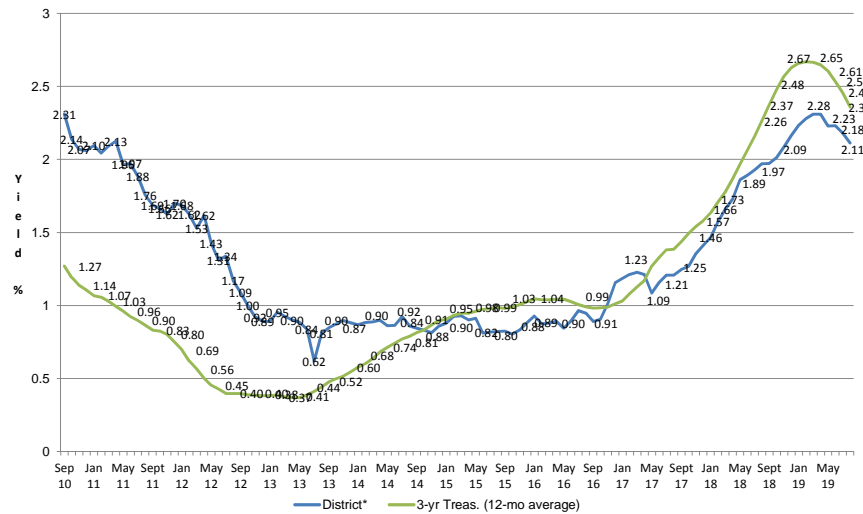


**District Portfolio Yields - Investment Type  
Recent Three Months**



Portfolio Average yield calculation was revised effective July 2013 to include investment of debt proceeds (reserve funds) and change in yield to maturity (YTM) calculation to exclude call features (true yield to maturity). Changes resulted in reduced yield beginning in July 2013 relative to June 2013.

**District Portfolio Yield vs  
3-Year Treasury Yield (Rolling 12-month average)**



\*District yield excludes investment of debt proceeds (reserve funds) for period before July 2013.

**District Portfolio - Investment Types**  
 FY 2006 - FY 2019 and Target FY 2019 (As of June 30)

